



# Sterilisation and drying ovens "Dry-Big"

**FAN ASSISTED CIRCULATION.**  
**DIGITAL CONTROL AND DISPLAY OF TEMPERATURE AND TIME.**  
**ADJUSTABLE TEMPERATURES FROM 40 °C UP TO 250 °C**  
**STABILITY: ±0.25 °C. HOMOGENEITY: ±2.5% OF THE WORKING TEMPERATURE.**  
**SET ERROR : ±2.5% OF THE WORKING TEMPERATURE. RESOLUTION: 1 °C**



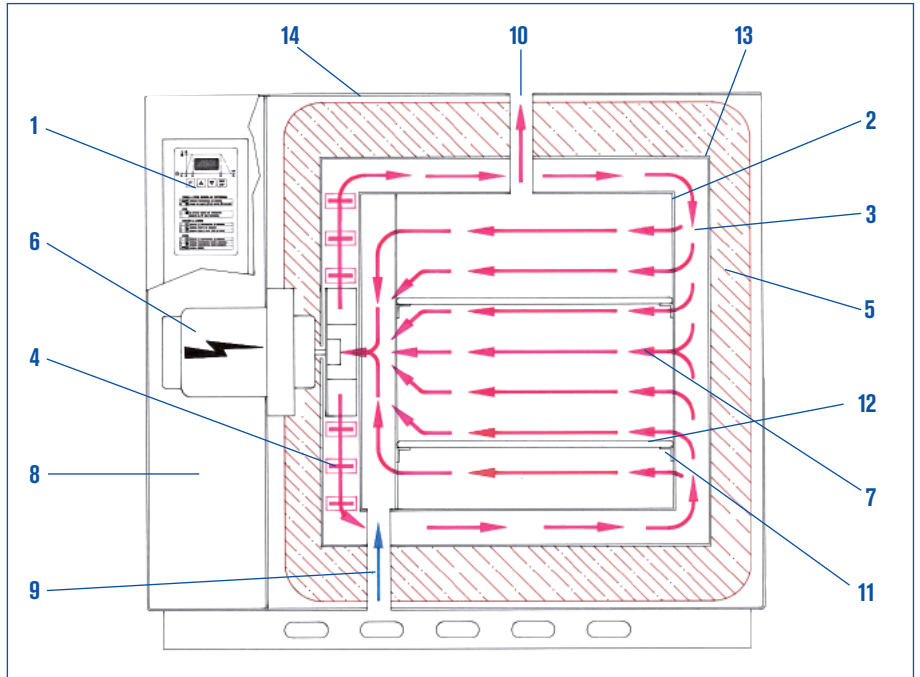
### SAFETY:

**STANDARD EN.61010. FIXED OVER TEMPERATURE DEVICE FITTED.**  
**STANDARD DIN 12880.2. (CLASS 2 AND 3.1)ADJUSTABLE SAFETY THERMOSTAT FITTED.**

## Fast working and recovery temperature


### FEATURES

1. Microprocessor controlled with digital display of temperature and time, pre-programmable time start and run time once the set temperature has been achieved through the Pt100 temperature sensor.
2. Inner chamber made of AISI 304 stainless steel.
3. Pre mixing chamber made of AISI 304 stainless steel.
4. Shielded heating elements with complete air circulation, homogeneously distributed throughout.
5. Low external temperature due to excellent thermal insulation.
6. Ventilation fan to force the air to circulate in the oven.
7. Diagram showing the air flow from the premixing chamber round the heating elements to the oven chamber.
8. Independent insulated control box.
9. Air inlet.
10. Ventilator with adjustable out let of 120 Ø mm.
11. Shelf guides.
12. Shelves made of AISI304 stainless steel.
13. Flexible silicon door gasket around the entrance of the chamber.
14. Epoxy coated outer case.



### CONTROL PANEL

1. Illuminated mains switch.
2. Temperature mode indicator.
3. Time mode indicator.
4. Display for temperature and time.
5. Operating, Status mode.
6. Delay time state indicator.
7. Push button temperature selector.
8. Push button time selector.
9. Push button "increase" value or parameter.
10. Push button "decrease" value or parameter.
11. Push button Stop/Start.
12. Set temperature.
13. Set run time: time period from 1 minute to 9 hours 59 minutes, or up to 99.9 hours, once the set temperature value has been reached.
14. Set wait time before starting the run, time period from: 1 to 24 hours.
15. RS232 download or connection to a printer of all parameters.
16. Adjustable safety thermostat that overrides the microprocessor in case of failure, with manual reset and indicator lamp.





### STANDARD EQUIPMENT

2 Shelves.

### MODELS

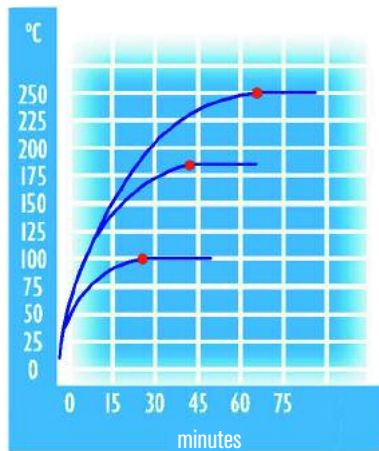
Part No.	Voltage	Capacity litres	Heating rate to reach 100 °C, minutes	Recovery time* minutes	Air exchanges per hour	Height / Width / Depth (interior) cm	Height / Width / Depth (exterior) cm	Number of shelf positions	Power W	Weight Kg
<b>2002961</b>	230 / 400 three phase	216	16	10	12	60 60 60	87 112 84	6	4000	150
<b>2002962</b>	230 single phase									
<b>2002971</b>	230 / 400 three phase	288	18	10	11	80 60 60	107 112 84	8	5000	161
<b>2002972</b>	230 single phase									

### DOUBLE DOOR CABINET

<b>2003721</b>	230 / 400 three phase	400	18	13	6	100 80 50	128 132 74	10	5250	200
<b>2003741</b>	230 / 400 three phase	720	19	13	6	120 100 60	150 152 80	12	6000	264

Energy saving, three phase units are recommended.

\*Recovery time, the door was opened for 60 seconds, time taken to recover to the set temperature of 100 °C.



Performance graph of temperature and time.

- Set at 200 °C: 1 h 6'
- Set at 180 °C: 42'
- Set at 100 °C: 24'

### ACCESSORIES

Shelves.

Oven Part No.	2002961/62	2002971/72	2003721	2003741
<b>Shelves</b>	<b>2000062</b>	<b>2000062</b>	<b>2000063</b>	<b>2000064</b>

### ACCESSORIES

Accessories must be factory installed.



Part No.

**2000016** Digital printer for time and temperature with numerical printout on continuous paper roll, with print intervals from 1 minute to 99 hours.



**2000007** Digital programmable microprocessor. Capacity: 10 programs of 100 segments. Programmable timer: up to 99 hours 59' 59". Program repetition: up to 99 times. Programs can also be linked for up to 4 stages. RS-232 interface for data download to a printer or computer.